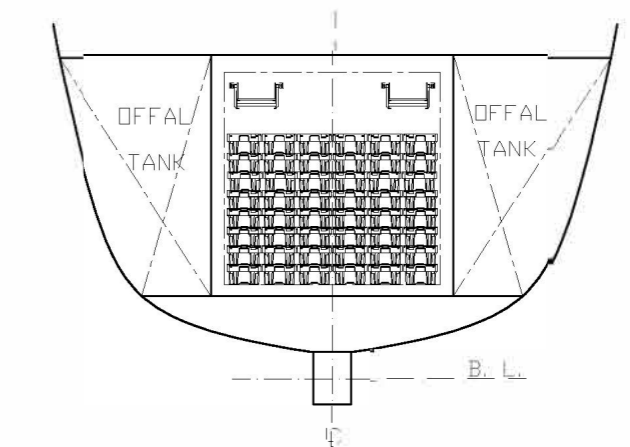
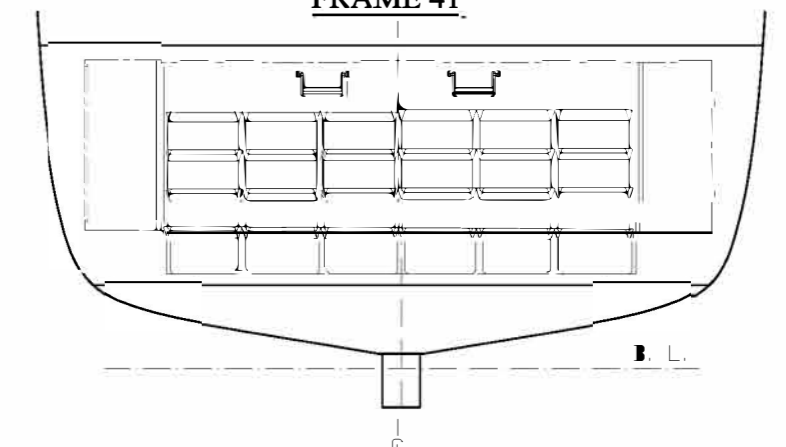


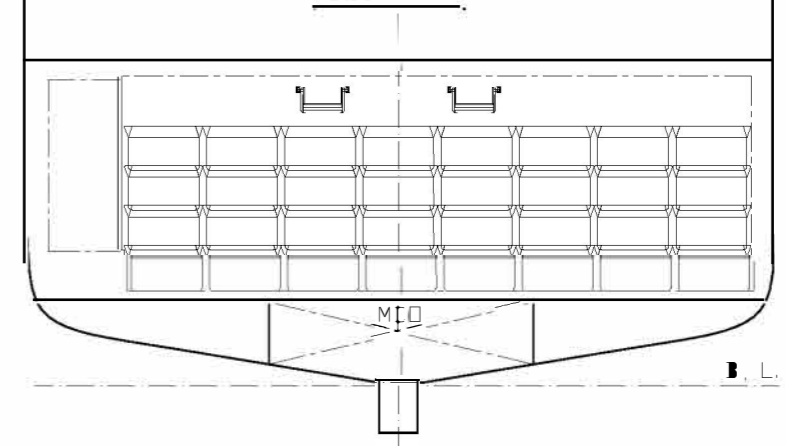
FRAME 50



FRAME 41



FRAME 33



MAIN DIMENSIONS

| | |
|------------------------------|----------------------------|
| LENGTH OVERALL ABOUT | About 35.00 m |
| LENGTH REGISTERED (EU 87/70) | 32.70 m |
| BEAM | 10.00 m |
| DEPTH TO MAIN DECK | 4.27 m |
| DEPTH TO UPPER DECK | 6.62 m |
| DEPTH TO SHELTER DECK | 8.97 m |
| CREW | 10 PERS. |
| FISH BINS CAPACITY | ABOUT 292 Tubs & 228 Boxes |
| MAIN ENGINE POWER | 749 kW |

| | | | | | | |
|---------------------|---|-----------|------------|-----------|------------|------|
| 06 | | | | | | |
| 05 | Comments of the meeting of 5/09/2016 | | | | 7/09/2016 | JLSB |
| 04 | SHIP LENGTH ONE METER LONGER | | | | 16/08/2016 | JLSB |
| 03 | OWNER COMMENTS | | | | July/2016 | JLSB |
| 02 | OWNER COMMENTS | | | | April/2016 | JLSB |
| 01 | OWNER COMMENTS | | | | 25/01/2016 | JLSB |
| REV. | REVISION SUBJECT | | | | DATE | NAME |
| SCALE: | FORMAT: | MEASURES: | DATE: | DRAWN BY: | CHECKED: | |
| 1/100 | A1 | MM | 12/01/2015 | JLSB | | |
| CLIENT: | | | | | | |
| CONST. NUM: | VESSEL: TWIN RIG OF 34.50 M. L.O.A. | | | | | |
| | TYPE OF VESSEL: STERN TRAWLER | | | | | |
| REFERENCE DOCUMENT: | DESIGNATION DOCUMENT: GENERAL ARRANGEMENT | | | | SHEET: 1/1 | |
| P3666_000010 | | | | | | |

The drawing and the information contained herein is proprietary to "HODOS" and is not to be copied, reproduced, duplicated, or disclosed to others in whole or in part without our written consent.